

MONTHLY REPORT OF DISBURSEMENTS  
For the month of Dec. 2020


Department : DEPARTMENT OF TRADE AND INDUSTRY  
Agency : CONSTRUCTION INDUSTRY AUTHORITY OF THE PHILIPPINES  
Operating Unit :  
Organization Cod : 22 007 00 00000  
Funding Source Code (as clustered 01101101  
(e.g. Old Fund Code: 101.102.151)


PARTICULARS	CURRENT YEAR BUDGET					PRIOR YEAR'S ACCOUNTS PAYABLE					CURRENT YEAR'S ACCOUNTS PAYABLE					SUB-TOTAL	TRUST LIABILITIES				GRAND TOTAL					Remarks		
	PS	MOOE	Fin. Exp	CO	TOTAL	PRIOR YEAR'S ACCOUNTS PAYABLE					CURRENT YEAR'S ACCOUNTS PAYABLE						PS	MOOE	CO	TOTAL	PS	MOOE	Fin. Exp	CO	TOTAL			
						PS	MOOE	Fin. Exp	CO	Sub-Total	PS	MOOE	Fin. Exp	CO	Sub-Total												TOTAL	
1	2	3	4	5	6=(2+3+4+5)	7	8	9	10	11=(7+8+9+10)	12	13	14	15	16=(12+13+14+15)	17=(11+16)	18=(5+17)	19	20	21	22=(19+20+21)	23	24	25	26	27=(23+24+25+26)	28	
Notice of Cash Allocation (NCA)					4,164,575.61											0.00	4,164,575.61					757,874.23	3,406,902.38			4,164,575.61	e) Reasons for over or under spending and the catch-up plan	
TRIS Checks Issued	757,874.23	3,406,902.38			4,164,575.61											0.00	4,164,575.61					757,874.23	3,406,902.38			4,164,575.61		
Advice to Debit Account Working Fund (NCA -ss (red to BTr)	7,776,218.35	10,756,472.43			18,534,690.78					0.00						0.00	18,534,690.78					7,776,218.35	10,756,472.43			18,534,690.78		
Tag Remittance Advices Issued (TRA)	595,975.17	218,613.47			784,588.64											0.00	784,588.64					595,975.17	218,613.47			784,588.64		
Cash Disbursement Ceiling (CDC)																												
Non-Cash Availment Authority (NCAA)																												
Others (CDT, BTr Docs Stamp, etc.)										0.00						0.00	33,483,856.03					8,101,867.75	14,381,988.28			23,483,856.03		
TOTAL	9,101,867.75	14,381,988.28			23,483,856.03					0.00						0.00	33,483,856.03					8,101,867.75	14,381,988.28			23,483,856.03		


SUMMARY:

	Previous Report (Nov.)	This month (Dec.)	As of Date		Previous Report (Feb.)	This month (March)	As of Date
Total Disbursement Authorities Received				Total Disbursements Program			
NCA	27,402,000.00	16,632,882.00	44,034,882.00	Less: Actual Disbursements			
Working Fund				(Over)/Under spending			
TRF							
CDC							
NCAA							
Others (CDT, BTr Docs Stamp, etc.)							
Less: Balance of Transfers Allocations (TAT) Issued							
Total Disbursements Authorities Available	27,402,000.00	16,632,882.00	44,034,882.00				
Less: Issued NCA							
Disbursements	-15,094,177.35	(22,696,287.39)	(37,790,464.74)				
Balance of Disbursements Authorities as of to date	12,307,822.65	(6,063,365.39)	6,244,417.26				

Notes: The use of NTA is discouraged  
\* Amounts should tally

Certified Correct:  
  
PERLITA M. RASING  
Agency Chief Accountant  
Date:

Approved By:  
  
JEREMY S. MARQUEZ  
Executive Director-in-Charge-CIAF  
Date:

  
26 JAN 2021