

MONTHLY REPORT OF DISBURSEMENTS
For the month of January, 2017

FAR No. 4


Department : DEPARTMENT OF TRADE AND INDUSTRY
Agency : CONSTRUCTION INDUSTRY AUTHORITY OF THE PHILIPPINES
Operating Unit :
Organization Coc : 22 007 00 00000
Funding Source Code (as clustered): 01101101
(e.g. Old Fund Code: 101,102, 151)


| PARTICULARS | CURRENT YEAR BUDGET | | | | | PRIOR YEAR'S BUDGET | | | | | | | | | | TRUST LIABILITIES | | | | GRAND TOTAL | | | | | Remarks | | | | |
|-------------------------------------|---------------------|---------------------|----------|----|---------------------|-------------------------------|-------------------|----------|----|---------------------|---------------------------------|------|----------|----|------------------|---------------------|---------------------|------|----|-------------|---------------|------|----------|----|---------|------------------|----|------|----|
| | PS | MOOE | Fin. Exp | CO | TOTAL | PRIOR YEAR'S ACCOUNTS PAYABLE | | | | | CURRENT YEAR'S ACCOUNTS PAYABLE | | | | | SUB-TOTAL | PS | MOOE | CO | TOTAL | PS | MOOE | Fin. Exp | CO | | TOTAL | | | |
| | | | | | | PS | MOOE | Fin. Exp | CO | Sub-Total | PS | MOOE | Fin. Exp | CO | Sub-Total | | | | | | | | | | | | PS | MOOE | CO |
| 1 | 2 | 3 | 4 | 5 | 6=(2+3+4+5) | 7 | 8 | 9 | 10 | 11=(7+8+9+10) | 12 | 13 | 14 | 15 | 16=(12+13+14+15) | 17=(11+16) | 18=(6+17) | 19 | 20 | 21 | 22=(19+20+21) | 23 | 24 | 25 | 26 | 27=(23+24+25+26) | 28 | | |
| Notice of Cash Allocation (NCA) | | | | | | | | | | | | | | | | | | | | | | | | | | | | | |
| MDS Checks Issued | 1,050,247.87 | 52,093.94 | | | 1,102,341.81 | | 99,015.74 | | | 99,015.74 | | | | | 0.00 | 99,015.74 | 1,201,357.55 | | | | | | | | | | | | |
| Advice to Debit Account | 1,524,593.03 | 1,327,185.50 | | | 2,851,778.53 | 116,249.51 | 637,873.93 | | | 754,123.44 | | | | | 0.00 | 754,123.44 | 3,605,901.97 | | | | | | | | | | | | |
| Working Fund (NCA issued to BTr) | | | | | | | | | | | | | | | | | | | | | | | | | | | | | |
| Tax Remittance Advices Issued (TRA) | | | | | 0.00 | 620,288.92 | 174,507.99 | | | 794,796.91 | | | | | 0.00 | 794,796.91 | 794,796.91 | | | | | | | | | | | | |
| Cash Disbursement Ceiling (CDC) | | | | | | | | | | | | | | | | | | | | | | | | | | | | | |
| Non-Cash Availment Authority (NCAA) | | | | | | | | | | | | | | | | | | | | | | | | | | | | | |
| Others (CDT, BTr Docs Stamp, etc.) | | | | | | | | | | | | | | | | | | | | | | | | | | | | | |
| TOTAL | 2,574,840.90 | 1,379,279.44 | | | 3,954,120.34 | 736,538.43 | 911,397.86 | | | 1,647,936.09 | | | | | 0.00 | 1,647,936.09 | 5,602,056.43 | | | | | | | | | | | | |

SUMMARY:

| | Previous Report | This month (January) | As of Date | | Previous Report (Feb) | This month (March) | As of Date |
|--|-----------------|----------------------|--------------|------------------------------|-----------------------|--------------------|------------|
| Total Disbursement Authorities Received | | | | Total Disbursements Program | | | |
| NCA | 0.00 | 7,606,000 | 7,606,000 | Less: * Actual Disbursements | | | |
| Working Fund | | | | (Over)/Under spending | | | |
| TRA | | | | | | | |
| CDC | | | | | | | |
| NCAA | | | | | | | |
| Others (CDT, BTr Docs Stamp, etc.) | | | | | | | |
| Less: Notice of Transfer Allocations (NTA) issued | | | | | | | |
| Total Disbursements Authorities Available | 0.00 | (4,807,299.52) | ##### | | | | |
| Less: Lapsed NCA | | | | | | | |
| Disbursements * | | | | | | | |
| Balance of Disbursements Authorities as of to date | 0.00 | 2,798,740.48 | 2,798,740.48 | | | | |

Notes: The use of NTA is discouraged
* Amounts should tally



Certified Correct:

PERLITA M. RASINO
Agency Chief Accountant
Date:

Approved By:

RUFINO H. TIVIDAD
Chief-AFMD
Date:

MONTHLY REPORT OF DISBURSEMENTS
For the month of February, 2017

FAR No. 4

Department : DEPARTMENT OF TRADE AND INDUSTRY
Agency : CONSTRUCTION INDUSTRY AUTHORITY OF THE PHILIPPINES
Operating Unit :
Organization Coc : 22 007 00 00000
Funding Source Code (as clustered): 01101101
(e.g. Old Fund Code: 101,102, 151)

| PARTICULARS | CURRENT YEAR BUDGET | | | | | PRIOR YEAR'S BUDGET | | | | | CURRENT YEAR'S ACCOUNTS PAYABLE | | | | | SUB-TOTAL | TRUST LIABILITIES | | | GRAND TOTAL | | | | | Remarks | | | | | | | | | | | | | | | | | | | | | | | | | | | | | | | | | | | | | | | | | | | | | | | | | | | | | | | | | | | | | | | | | | | | | | | | | | | | | | | | | | | | | | | | | | | | | | | | | | | | | | | | | | |
|--|---------------------|-----------------------|-----------------|-----------|-----------------------|-------------------------------|------------|---|----|---------------|---------------------------------|----|----|----|------------------|-----------|-------------------|--------------|----|-------------|----|---------------|--------------|------|-----------|--------------|---|------------------|-----------------|-----------------------|------------|--|-----------------------|--------------------|------------|---|--|--|--|--|--|--|--|-----|--|--|--|--|--|--|--|--------------|--------------|-----------|------------|--|--|--|--|-----|--|--|--|--|--|--|--|-----|--|--|--|--|--|--|--|------|--|--|--|--|--|--|--|------------------------------------|--|--|--|--|--|--|--|---|--|--|--|--|--|--|--|---|--|--|--|--|--|--|--|------------------|---------------|----------------|-----------------|--|--|--|--|-----------------|--|--|--|--|--|--|--|--|--------------|--------------|--------------|--|--|--|--|
| | PS | MOOE | Fin. Exp | CO | TOTAL | PRIOR YEAR'S ACCOUNTS PAYABLE | | | | | CURRENT YEAR'S ACCOUNTS PAYABLE | | | | | | PS | MOOE | CO | TOTAL | PS | MOOE | Fin. Exp | CO | | TOTAL | | | | | | | | | | | | | | | | | | | | | | | | | | | | | | | | | | | | | | | | | | | | | | | | | | | | | | | | | | | | | | | | | | | | | | | | | | | | | | | | | | | | | | | | | | | | | | | | | | | | | | | | | |
| | 2 | 3 | 4 | 5 | 6*(2+3+4+5) | 7 | 8 | 9 | 10 | 11*(7+8+9+10) | 12 | 13 | 14 | 15 | 16*(12+13+14+15) | | 17*(11+16) | 18*(6+17) | 19 | 20 | 21 | 22*(19+20+21) | 23 | 24 | | 25 | 26 | 27*(23+24+25+26) | 28 | | | | | | | | | | | | | | | | | | | | | | | | | | | | | | | | | | | | | | | | | | | | | | | | | | | | | | | | | | | | | | | | | | | | | | | | | | | | | | | | | | | | | | | | | | | | | | | | | | | | | | |
| Notice of Cash Allocation (NCA) | | | | | | | | | | | | | | | | | | | | | | | | | | | | | | | | | | | | | | | | | | | | | | | | | | | | | | | | | | | | | | | | | | | | | | | | | | | | | | | | | | | | | | | | | | | | | | | | | | | | | | | | | | | | | | | | | | | | | | | | | | | | | | | | | | | |
| MDS Checks Issued | 1,023,645.75 | 395,058.71 | | 10,987.20 | 1,429,691.66 | | | | | | | | | | | | | | | | | | | | | | | | | | | | | | | | | | | | | | | | | | | | | | | | | | | | | | | | | | | | | | | | | | | | | | | | | | | | | | | | | | | | | | | | | | | | | | | | | | | | | | | | | | | | | | | | | | | | | | | | | | | | | | |
| Advice to Debt Account | 1,905,463.29 | 2,243,977.50 | | | 4,149,440.79 | 31,950.00 | 651,833.65 | | | 683,783.65 | | | | | | | 1,429,691.66 | | | | | 1,023,645.75 | 395,058.71 | | 10,987.20 | 1,429,691.66 | e.g. Reasons for over or under spending and the catch-up plan | | | | | | | | | | | | | | | | | | | | | | | | | | | | | | | | | | | | | | | | | | | | | | | | | | | | | | | | | | | | | | | | | | | | | | | | | | | | | | | | | | | | | | | | | | | | | | | | | | | | | | | | |
| Working Fund (NCA Issued to BTr) | | | | | | | | | | | | | | | | | | | | | | 1,937,413.29 | 2,899,811.15 | | | 4,833,224.44 | | | | | | | | | | | | | | | | | | | | | | | | | | | | | | | | | | | | | | | | | | | | | | | | | | | | | | | | | | | | | | | | | | | | | | | | | | | | | | | | | | | | | | | | | | | | | | | | | | | | | | | | | |
| Tax Remittance Advices Issued (TRA) | 424,558.11 | 96,921.38 | | | 521,479.47 | | | | | | | | | | | | | | | | | 424,558.11 | 96,921.38 | | | 521,479.47 | | | | | | | | | | | | | | | | | | | | | | | | | | | | | | | | | | | | | | | | | | | | | | | | | | | | | | | | | | | | | | | | | | | | | | | | | | | | | | | | | | | | | | | | | | | | | | | | | | | | | | | | | |
| Cash Disbursement Ceiling (CDC) | | | | | | | | | | | | | | | | | | | | | | | | | | | | | | | | | | | | | | | | | | | | | | | | | | | | | | | | | | | | | | | | | | | | | | | | | | | | | | | | | | | | | | | | | | | | | | | | | | | | | | | | | | | | | | | | | | | | | | | | | | | | | | | | | | | |
| Non-Cash Availment Authority (NCAA) | | | | | | | | | | | | | | | | | | | | | | | | | | | | | | | | | | | | | | | | | | | | | | | | | | | | | | | | | | | | | | | | | | | | | | | | | | | | | | | | | | | | | | | | | | | | | | | | | | | | | | | | | | | | | | | | | | | | | | | | | | | | | | | | | | | |
| Others (CDT, BTr Docs Stamp, etc.) | | | | | | | | | | | | | | | | | | | | | | | | | | | | | | | | | | | | | | | | | | | | | | | | | | | | | | | | | | | | | | | | | | | | | | | | | | | | | | | | | | | | | | | | | | | | | | | | | | | | | | | | | | | | | | | | | | | | | | | | | | | | | | | | | | | |
| TOTAL | 3,353,667.15 | 2,735,957.57 | | 10,987.20 | 6,100,611.92 | 31,950.00 | 651,833.65 | | | 683,783.65 | | | | | | | 683,783.65 | 4,833,224.44 | | | | 3,365,617.15 | 3,387,791.22 | 0.00 | 10,987.20 | 8,784,395.57 | | | | | | | | | | | | | | | | | | | | | | | | | | | | | | | | | | | | | | | | | | | | | | | | | | | | | | | | | | | | | | | | | | | | | | | | | | | | | | | | | | | | | | | | | | | | | | | | | | | | | | | | | |
| SUMMARY: | | | | | | | | | | | | | | | | | | | | | | | | | | | | | | | | | | | | | | | | | | | | | | | | | | | | | | | | | | | | | | | | | | | | | | | | | | | | | | | | | | | | | | | | | | | | | | | | | | | | | | | | | | | | | | | | | | | | | | | | | | | | | | | | | | | |
| <table border="0"> <tr> <td></td> <td style="text-align: center;">Previous Report</td> <td style="text-align: center;">This month (February)</td> <td style="text-align: center;">As of Date</td> <td></td> <td style="text-align: center;">Previous Report (Feb)</td> <td style="text-align: center;">This month (March)</td> <td style="text-align: center;">As of Date</td> </tr> <tr> <td>Total Disbursement Authorities Received</td> <td></td> <td></td> <td></td> <td></td> <td></td> <td></td> <td></td> </tr> <tr> <td>NCA</td> <td></td> <td></td> <td></td> <td></td> <td></td> <td></td> <td></td> </tr> <tr> <td>Working Fund</td> <td style="text-align: right;">7,606,000.00</td> <td style="text-align: right;">7,605,000</td> <td style="text-align: right;">15,211,000</td> <td></td> <td></td> <td></td> <td></td> </tr> <tr> <td>TRA</td> <td></td> <td></td> <td></td> <td></td> <td></td> <td></td> <td></td> </tr> <tr> <td>CDC</td> <td></td> <td></td> <td></td> <td></td> <td></td> <td></td> <td></td> </tr> <tr> <td>NCAA</td> <td></td> <td></td> <td></td> <td></td> <td></td> <td></td> <td></td> </tr> <tr> <td>Others (CDT, BTr Docs Stamp, etc.)</td> <td></td> <td></td> <td></td> <td></td> <td></td> <td></td> <td></td> </tr> <tr> <td>Less: Notice of Transfer Allocations (NTA) issued</td> <td></td> <td></td> <td></td> <td></td> <td></td> <td></td> <td></td> </tr> <tr> <td>Total Disbursements Authorities Available</td> <td></td> <td></td> <td></td> <td></td> <td></td> <td></td> <td></td> </tr> <tr> <td>Less: Lapsed NCA</td> <td style="text-align: right;">-4,807,259.52</td> <td style="text-align: right;">(6,262,916.10)</td> <td style="text-align: right;">(11,070,175.62)</td> <td></td> <td></td> <td></td> <td></td> </tr> <tr> <td>Disbursements *</td> <td></td> <td></td> <td></td> <td></td> <td></td> <td></td> <td></td> </tr> <tr> <td>Balance of Disbursements Authorities as of to date</td> <td style="text-align: right;">2,798,740.48</td> <td style="text-align: right;">1,342,083.90</td> <td style="text-align: right;">4,140,824.38</td> <td></td> <td></td> <td></td> <td></td> </tr> </table> | | | | | | | | | | | | | | | | | | | | | | | | | | | | | Previous Report | This month (February) | As of Date | | Previous Report (Feb) | This month (March) | As of Date | Total Disbursement Authorities Received | | | | | | | | NCA | | | | | | | | Working Fund | 7,606,000.00 | 7,605,000 | 15,211,000 | | | | | TRA | | | | | | | | CDC | | | | | | | | NCAA | | | | | | | | Others (CDT, BTr Docs Stamp, etc.) | | | | | | | | Less: Notice of Transfer Allocations (NTA) issued | | | | | | | | Total Disbursements Authorities Available | | | | | | | | Less: Lapsed NCA | -4,807,259.52 | (6,262,916.10) | (11,070,175.62) | | | | | Disbursements * | | | | | | | | Balance of Disbursements Authorities as of to date | 2,798,740.48 | 1,342,083.90 | 4,140,824.38 | | | | |
| | Previous Report | This month (February) | As of Date | | Previous Report (Feb) | This month (March) | As of Date | | | | | | | | | | | | | | | | | | | | | | | | | | | | | | | | | | | | | | | | | | | | | | | | | | | | | | | | | | | | | | | | | | | | | | | | | | | | | | | | | | | | | | | | | | | | | | | | | | | | | | | | | | | | | | | | | | | | | | | | | | | | |
| Total Disbursement Authorities Received | | | | | | | | | | | | | | | | | | | | | | | | | | | | | | | | | | | | | | | | | | | | | | | | | | | | | | | | | | | | | | | | | | | | | | | | | | | | | | | | | | | | | | | | | | | | | | | | | | | | | | | | | | | | | | | | | | | | | | | | | | | | | | | | | | | |
| NCA | | | | | | | | | | | | | | | | | | | | | | | | | | | | | | | | | | | | | | | | | | | | | | | | | | | | | | | | | | | | | | | | | | | | | | | | | | | | | | | | | | | | | | | | | | | | | | | | | | | | | | | | | | | | | | | | | | | | | | | | | | | | | | | | | | | |
| Working Fund | 7,606,000.00 | 7,605,000 | 15,211,000 | | | | | | | | | | | | | | | | | | | | | | | | | | | | | | | | | | | | | | | | | | | | | | | | | | | | | | | | | | | | | | | | | | | | | | | | | | | | | | | | | | | | | | | | | | | | | | | | | | | | | | | | | | | | | | | | | | | | | | | | | | | | | | | | |
| TRA | | | | | | | | | | | | | | | | | | | | | | | | | | | | | | | | | | | | | | | | | | | | | | | | | | | | | | | | | | | | | | | | | | | | | | | | | | | | | | | | | | | | | | | | | | | | | | | | | | | | | | | | | | | | | | | | | | | | | | | | | | | | | | | | | | | |
| CDC | | | | | | | | | | | | | | | | | | | | | | | | | | | | | | | | | | | | | | | | | | | | | | | | | | | | | | | | | | | | | | | | | | | | | | | | | | | | | | | | | | | | | | | | | | | | | | | | | | | | | | | | | | | | | | | | | | | | | | | | | | | | | | | | | | | |
| NCAA | | | | | | | | | | | | | | | | | | | | | | | | | | | | | | | | | | | | | | | | | | | | | | | | | | | | | | | | | | | | | | | | | | | | | | | | | | | | | | | | | | | | | | | | | | | | | | | | | | | | | | | | | | | | | | | | | | | | | | | | | | | | | | | | | | | |
| Others (CDT, BTr Docs Stamp, etc.) | | | | | | | | | | | | | | | | | | | | | | | | | | | | | | | | | | | | | | | | | | | | | | | | | | | | | | | | | | | | | | | | | | | | | | | | | | | | | | | | | | | | | | | | | | | | | | | | | | | | | | | | | | | | | | | | | | | | | | | | | | | | | | | | | | | |
| Less: Notice of Transfer Allocations (NTA) issued | | | | | | | | | | | | | | | | | | | | | | | | | | | | | | | | | | | | | | | | | | | | | | | | | | | | | | | | | | | | | | | | | | | | | | | | | | | | | | | | | | | | | | | | | | | | | | | | | | | | | | | | | | | | | | | | | | | | | | | | | | | | | | | | | | | |
| Total Disbursements Authorities Available | | | | | | | | | | | | | | | | | | | | | | | | | | | | | | | | | | | | | | | | | | | | | | | | | | | | | | | | | | | | | | | | | | | | | | | | | | | | | | | | | | | | | | | | | | | | | | | | | | | | | | | | | | | | | | | | | | | | | | | | | | | | | | | | | | | |
| Less: Lapsed NCA | -4,807,259.52 | (6,262,916.10) | (11,070,175.62) | | | | | | | | | | | | | | | | | | | | | | | | | | | | | | | | | | | | | | | | | | | | | | | | | | | | | | | | | | | | | | | | | | | | | | | | | | | | | | | | | | | | | | | | | | | | | | | | | | | | | | | | | | | | | | | | | | | | | | | | | | | | | | | | |
| Disbursements * | | | | | | | | | | | | | | | | | | | | | | | | | | | | | | | | | | | | | | | | | | | | | | | | | | | | | | | | | | | | | | | | | | | | | | | | | | | | | | | | | | | | | | | | | | | | | | | | | | | | | | | | | | | | | | | | | | | | | | | | | | | | | | | | | | | |
| Balance of Disbursements Authorities as of to date | 2,798,740.48 | 1,342,083.90 | 4,140,824.38 | | | | | | | | | | | | | | | | | | | | | | | | | | | | | | | | | | | | | | | | | | | | | | | | | | | | | | | | | | | | | | | | | | | | | | | | | | | | | | | | | | | | | | | | | | | | | | | | | | | | | | | | | | | | | | | | | | | | | | | | | | | | | | | | |
| <p>Notes: The use of NTA is discouraged * Amounts should tally</p> | | | | | | | | | | | | | | | | | | | | | | | | | | | | | | | | | | | | | | | | | | | | | | | | | | | | | | | | | | | | | | | | | | | | | | | | | | | | | | | | | | | | | | | | | | | | | | | | | | | | | | | | | | | | | | | | | | | | | | | | | | | | | | | | | | | |
| <p>Certified Correct:</p> <p style="text-align: center;"></p> <p style="text-align: center;">PERLITA M. RASING Agency Chief Accountant Date: _____</p> <p style="text-align: right;">Approved By:</p> <p style="text-align: right;"></p> <p style="text-align: right;">RUFINO H. TIVIDA Chief - AFMD Date: _____</p> | | | | | | | | | | | | | | | | | | | | | | | | | | | | | | | | | | | | | | | | | | | | | | | | | | | | | | | | | | | | | | | | | | | | | | | | | | | | | | | | | | | | | | | | | | | | | | | | | | | | | | | | | | | | | | | | | | | | | | | | | | | | | | | | | | | |

MONTHLY REPORT OF DISBURSEMENTS
For the month of March, 2017

FAR No. 4


Department : DEPARTMENT OF TRADE AND INDUSTRY
 Agency : CONSTRUCTION INDUSTRY AUTHORITY OF THE PHILIPPINES
 Operating Unit :
 Organization Code : 22 007 00 00000
 Funding Source Code (as clustered): 01101101
 (e.g. Old Fund Code: 101,102, 151)

| PARTICULARS | CURRENT YEAR BUDGET | | | | | PRIOR YEAR'S BUDGET | | | | | | | | | | TRUST LIABILITIES | | | | | GRAND TOTAL | | | | | Remarks | | | |
|-------------------------------------|---------------------|---------------------|-------------|-------------|----------------------|-------------------------------|---------------------|-------------|-------------|---------------------|---------------------------------|-------------|-------------|-------------|---------------------|----------------------|-------------|-------------|-------------|-------------|---------------|---------------------|---------------------|-------------|-------------|-------------|----------------------|---|--|
| | PS | MOOE | Fin. Exp | CO | TOTAL | PRIOR YEAR'S ACCOUNTS PAYABLE | | | | | CURRENT YEAR'S ACCOUNTS PAYABLE | | | | | TOTAL | SUB-TOTAL | PS | MOOE | CO | TOTAL | PS | MOOE | Fin. Exp | CO | | TOTAL | | |
| | 2 | 3 | 4 | 5 | 6=(2+3+4+5) | 7 | 8 | 9 | 10 | 11=(7+8+9+10) | 12 | 13 | 14 | 15 | 16=(12+13+14+15) | 17=(11+16) | 18=(6+17) | 19 | 20 | 21 | 22=(19+20+21) | 23 | 24 | 25 | 26 | | 27=(23+24+25+26) | 28 | |
| Notice of Cash Allocation (NCA) | | | | | | | | | | | | | | | | | | | | | | | | | | | | | |
| MDS Checks Issued | 704,855.75 | 3,944,834.56 | | | 4,649,690.31 | | 583,361.28 | | | 583,361.28 | | | | | 583,361.28 | 5,332,851.99 | | | | | | 704,855.75 | 4,527,995.84 | | | | 5,232,851.59 | e.g. Reasons for over or under spending and the catch-up plan | |
| Advice to Debit Account | 2,588,572.76 | 3,358,607.06 | | | 5,947,179.82 | | 589,464.94 | | | 589,464.94 | | | | | 589,464.94 | 6,536,644.76 | | | | | | 2,588,572.76 | 3,948,072.00 | | | | 6,536,644.76 | | |
| Working Fund (NCA issued to BTR) | 394,700.44 | 66,159.84 | | | 460,860.28 | | 8,934.58 | | | 8,934.58 | | | | | 893,458.00 | 1,374,314.28 | | | | | | 394,700.44 | 95,094.42 | | | | 489,794.86 | | |
| Tax Remittance Advices Issued (TRA) | | | | | | | | | | | | | | | | | | | | | | | | | | | | | |
| Cash Disbursement Ceiling (CDC) | | | | | | | | | | | | | | | | | | | | | | | | | | | | | |
| Non-Cash Availment Authority (NCAA) | | | | | | | | | | | | | | | | | | | | | | | | | | | | | |
| Others (CDT, BTR Docs Stamp, etc.) | | | | | | | | | | | | | | | | | | | | | | | | | | | | | |
| TOTAL | 3,688,128.95 | 7,389,401.46 | 0.00 | 0.00 | 11,077,530.41 | 0.00 | 1,181,760.80 | 0.00 | 0.00 | 1,181,760.80 | 0.00 | 0.00 | 0.00 | 0.00 | 2,066,284.22 | 13,143,814.63 | 0.00 | 0.00 | 0.00 | 0.00 | 0.00 | 3,688,128.95 | 8,571,162.26 | 0.00 | 0.00 | 0.00 | 12,259,291.21 | | |

SUMMARY:

| | Previous Report | | This month (March) | | As of Date | | Total Disbursements Program Less: Actual Disbursements (Over)/Under spending | Previous Report (Feb) | | This month (March) | | As of Date | |
|--|-----------------|--------------|--------------------|-----------------|------------|----------------|--|-----------------------|--|--------------------|--|------------|--|
| | | | | | | | | | | | | | |
| Total Disbursement Authorities Received | | | | | | | | | | | | | |
| NCA | | | | | | | | | | | | | |
| Working Fund | | 4,140,824.38 | | 8,368,000.00 | | 12,528,824.38 | | | | | | | |
| TRA | | | | | | | | | | | | | |
| CDC | | | | | | | | | | | | | |
| NCAA | | | | | | | | | | | | | |
| Others (CDT, BTR Docs Stamp, etc.) | | | | | | | | | | | | | |
| Less: Notice of Transfer Allocations (NTA) issued | | | | | | | | | | | | | |
| Total Disbursements Authorities Available | | 4,140,824.38 | | (11,789,496.35) | | (7,628,671.97) | | | | | | | |
| Less: Lapsed NCA | | | | | | | | | | | | | |
| Disbursements | | | | | | | | | | | | | |
| Balance of Disbursements Authorities as of to date | | 4,140,824.38 | | (3,381,496.35) | | 759,328.03 | | | | | | | |

Notes: The use of NTA is discouraged
 * Amounts should tally

Certified Correct:

PERLITA M. RASING
 Agency Chief Accountant
 Date:

Approved:

RUFINO H. ATIVIDADE
 Chief - AFMD
 Date:

Receiving

MONTHLY REPORT OF DISBURSEMENTS
For the month of April, 2017

Department : DEPARTMENT OF TRADE AND INDUSTRY
Agency : CONSTRUCTION INDUSTRY AUTHORITY OF THE PHILIPPINES
Operating Unit :
Organization Code : 22 007 00 00000
Funding Source Code (as clustered): 01101101
(e.g. Old Fund Code: 101,102, 151)


| PARTICULARS | CURRENT YEAR BUDGET | | | | | PRIOR YEAR'S BUDGET | | | | | | | | | | | TRUST LIABILITIES | | | | GRAND TOTAL | | | | | Remarks | | |
|-------------------------------------|---------------------|--------------|----------|-----------|--------------|-------------------------------|------|----------|----|---------------|---------------------------------|------|----------|----|------------------|------------|-------------------|----|------|----|---------------|--------------|--------------|-----------|--------------|------------------|---|--|
| | PS | MOOE | Fin. Exp | CO | TOTAL | PRIOR YEAR'S ACCOUNTS PAYABLE | | | | | CURRENT YEAR'S ACCOUNTS PAYABLE | | | | | | SUB-TOTAL | PS | MOOE | CO | TOTAL | PS | MOOE | Fin. Exp | CO | | TOTAL | |
| | | | | | | PS | MOOE | Fin. Exp | CO | Sub-Total | PS | MOOE | Fin. Exp | CO | Sub-Total | TOTAL | | | | | | | | | | | | |
| 1 | 2 | 3 | 4 | 5 | 6=(2+3+4+5) | 7 | 8 | 9 | 10 | 11=(7+8+9+10) | 12 | 13 | 14 | 15 | 16=(12+13+14+15) | 17=(11+16) | 18=(6+17) | 19 | 20 | 21 | 22=(19+20+21) | 23 | 24 | 25 | 26 | 27=(23+24+25+26) | 28 | |
| Notice of Cash Allocation (NCA) | | | | | | | | | | | | | | | | | | | | | | | | | | | | |
| MDS Checks Issued | 717,900.41 | 130,395.71 | | | 848,296.12 | | | | | | | | | | | | 848,296.12 | | | | | 717,900.41 | 130,395.71 | | | 848,296.12 | e.g. Reasons for over or under spending and the | |
| Advice to Debit Account | 1,575,664.56 | 941,601.81 | | 44,548.77 | 2,561,815.14 | | | | | | | | | | | | 2,561,815.14 | | | | | 1,575,664.56 | 941,601.81 | 44,548.77 | 2,561,815.14 | | | |
| Working Fund (NCA issued to BTr) | | | | | | | | | | | | | | | | | | | | | | | | | | | | |
| Tax Remittance Advices Issued (TRA) | 441,399.15 | 158,905.68 | | | 600,304.83 | | | | | | | | | | | | 600,304.83 | | | | | 441,399.15 | 158,905.68 | | | 600,304.83 | | |
| Cash Disbursement Ceiling (CDC) | | | | | | | | | | | | | | | | | | | | | | | | | | | | |
| Non-Cash Availment Authority (NCAA) | | | | | | | | | | | | | | | | | | | | | | | | | | | | |
| Others (CDT, BTr Docs Stamp, etc.) | | | | | | | | | | | | | | | | | | | | | | | | | | | | |
| TOTAL | 2,734,964.12 | 1,230,903.20 | | 44,548.77 | 4,010,416.09 | | | | | | | | | | | | 4,010,416.09 | | | | | 2,734,964.12 | 1,230,903.20 | 44,548.77 | 4,010,416.09 | | | |

SUMMARY:

| | Previous Report (March) | | | This month (April) | | | As of Date | | | Previous Report (Feb) | | | This month (March) | | | As of Date | | |
|---|---|----------------------------|-----------------------|---|----------------------------|-----------------------|---|----------------------------|-----------------------|---|----------------------------|-----------------------|---|----------------------------|-----------------------|------------|--|--|
| | Total Disbursement Authorities Received | Less: Actual Disbursements | (Over)/Under spending | Total Disbursement Authorities Received | Less: Actual Disbursements | (Over)/Under spending | Total Disbursement Authorities Received | Less: Actual Disbursements | (Over)/Under spending | Total Disbursement Authorities Received | Less: Actual Disbursements | (Over)/Under spending | Total Disbursement Authorities Received | Less: Actual Disbursements | (Over)/Under spending | | | |
| Total Disbursement Authorities Received | | | | | | | | | | | | | | | | | | |
| NCA | | | | 0.00 | 9,447,000.00 | 9,447,000.00 | | | | | | | | | | | | |
| Working Fund | | | | | | | | | | | | | | | | | | |
| TRA | | | | | | | | | | | | | | | | | | |
| CDC | | | | | | | | | | | | | | | | | | |
| NCAA | | | | | | | | | | | | | | | | | | |
| Others (CDT, BTr Docs Stamp, etc.) | | | | | | | | | | | | | | | | | | |
| Less: Notice of Transfer Allocations (NTA) issued | | | | | | | | | | | | | | | | | | |
| Total Disbursements Authorities Available | | | | 0.00 | 9,447,000.00 | 9,447,000.00 | | | | | | | | | | | | |
| Less: Lapsed NCA | | | | | | | | | | | | | | | | | | |
| Disbursements | | | | 0.00 | (3,410,111.26) | (3,410,111.26) | | | | | | | | | | | | |
| Balance of Disbursements Authorities as of date | | | | 0.00 | 6,036,888.74 | 6,036,888.74 | | | | | | | | | | | | |


Notes: The use of NTA is discouraged
* Amounts should tally

Certified Correct:



PERLITA M. RASING
Agency Chief Accountant
Date:



Approved By:



RUBINO H. TIVIDAD
Chief Admin Officer
Date:

MONTHLY REPORT OF DISBURSEMENTS
For the month of May, 2017

Department : DEPARTMENT OF TRADE AND INDUSTRY
 Agency : CONSTRUCTION INDUSTRY AUTHORITY OF THE PHILIPPINES
 Operating Unit :
 Organization Coc : 22 007 00 00000
 Funding Source Code (as clustered): 01101101
 (e.g. Old Fund Code: 101,102, 151)

| PARTICULARS | CURRENT YEAR BUDGET | | | | | PRIOR YEAR'S BUDGET | | | | | | | | | | TRUST LIABILITIES | | | | GRAND TOTAL | | | | | Remarks | | | | | | | | | | | | | | | | | | | | | | | | | | | | | | | | | | | | | | | | | | | | | | | | | | | | | | | | | | | | | | | | | | | | | | | | | | | | | | | | | | | | | | | | | | | | | | | | | | | | | | | | | | |
|---|--------------------------------|-------------------------|-------------------|------------------------------|------------------------------|-------------------------------|-------------------|----------|----------------|-------------------|---------------------------------|------|----------|--|------------------|-------------------|-----------|------|----|-------------|---------------|------|----------|----|---------|------------------|----|------|--------------------------------|-------------------------|-------------------|--|------------------------------|---------------------------|-------------------|---|--|--|--|-----------------------------|--|--|--|-----|--------------|---------------|---------------|------------------------------|--|--|--|--------------|--|--|--|-----------------------|--|--|--|-----|--|--|--|--|--|--|--|-----|--|--|--|--|--|--|--|------|--|--|--|--|--|--|--|------------------------------------|--|--|--|--|--|--|--|--|--|--|--|--|--|--|--|---|--------------|---------------|---------------|--|--|--|--|------------------|--|--|--|--|--|--|--|-----------------|---------------|----------------|-----------------|--|--|--|--|--|--------------|--------------|--------------|--|--|--|--|
| | PS | MOOE | Fin. Exp | CO | TOTAL | PRIOR YEAR'S ACCOUNTS PAYABLE | | | | | CURRENT YEAR'S ACCOUNTS PAYABLE | | | | | SUB-TOTAL | PS | MOOE | CO | TOTAL | PS | MOOE | Fin. Exp | CO | | TOTAL | | | | | | | | | | | | | | | | | | | | | | | | | | | | | | | | | | | | | | | | | | | | | | | | | | | | | | | | | | | | | | | | | | | | | | | | | | | | | | | | | | | | | | | | | | | | | | | | | | | | | | | | | |
| | | | | | | PS | MOOE | Fin. Exp | CO | Sub-Total | PS | MOOE | Fin. Exp | CO | Sub-Total | | | | | | | | | | | | PS | MOOE | Fin. Exp | CO | TOTAL | | | | | | | | | | | | | | | | | | | | | | | | | | | | | | | | | | | | | | | | | | | | | | | | | | | | | | | | | | | | | | | | | | | | | | | | | | | | | | | | | | | | | | | | | | | | | | | | | | | | |
| 1 | 2 | 3 | 4 | 5 | 6=(2+3+4+5) | 7 | 8 | 9 | 10 | 11=(7+8+9+10) | 12 | 13 | 14 | 15 | 16=(12+13+14+15) | 17=(11+16) | 18=(6+17) | 19 | 20 | 21 | 22=(19+20+21) | 23 | 24 | 25 | 26 | 27=(23+24+25+26) | 28 | | | | | | | | | | | | | | | | | | | | | | | | | | | | | | | | | | | | | | | | | | | | | | | | | | | | | | | | | | | | | | | | | | | | | | | | | | | | | | | | | | | | | | | | | | | | | | | | | | | | | | | | |
| Notice of Cash Allocation (NCA) | | | | | | | | | | | | | | | | | | | | | | | | | | | | | | | | | | | | | | | | | | | | | | | | | | | | | | | | | | | | | | | | | | | | | | | | | | | | | | | | | | | | | | | | | | | | | | | | | | | | | | | | | | | | | | | | | | | | | | | | | | | | | | | | | | | |
| MDS Checks Issued | 1,553,855.50 | 128,073.34 | | | 1,681,928.84 | | | | | | | | | | | | | | | | | | | | | | | | | | | | | | | | | | | | | | | | | | | | | | | | | | | | | | | | | | | | | | | | | | | | | | | | | | | | | | | | | | | | | | | | | | | | | | | | | | | | | | | | | | | | | | | | | | | | | | | | | | | | | | |
| Advice to Debit Account | 4,050,410.84 | 2,338,246.19 | | 16,846.43 | 6,405,503.46 | | 370,591.63 | | 203,125 | 573,716.63 | | | | | | | | | | | | | | | | | | | | | | | | | | | | | | | | | | | | | | | | | | | | | | | | | | | | | | | | | | | | | | | | | | | | | | | | | | | | | | | | | | | | | | | | | | | | | | | | | | | | | | | | | | | | | | | | | | | | | | | | | |
| Working Fund (NCA Issued to BTr) | | | | | | | | | | | | | | | | | | | | | | | | | | | | | | | | | | | | | | | | | | | | | | | | | | | | | | | | | | | | | | | | | | | | | | | | | | | | | | | | | | | | | | | | | | | | | | | | | | | | | | | | | | | | | | | | | | | | | | | | | | | | | | | | | | | |
| Tax Remittance Advices Issued (TRA) | 398,583.77 | 17,752.69 | | | 416,336.46 | | | | | | | | | | | | | | | | | | | | | | | | | | | | | | | | | | | | | | | | | | | | | | | | | | | | | | | | | | | | | | | | | | | | | | | | | | | | | | | | | | | | | | | | | | | | | | | | | | | | | | | | | | | | | | | | | | | | | | | | | | | | | | |
| Cash Disbursement Ceiling (CDC) | | | | | | | | | | | | | | | | | | | | | | | | | | | | | | | | | | | | | | | | | | | | | | | | | | | | | | | | | | | | | | | | | | | | | | | | | | | | | | | | | | | | | | | | | | | | | | | | | | | | | | | | | | | | | | | | | | | | | | | | | | | | | | | | | | | |
| Non-Cash Availment Authority (NCAA) | | | | | | | | | | | | | | | | | | | | | | | | | | | | | | | | | | | | | | | | | | | | | | | | | | | | | | | | | | | | | | | | | | | | | | | | | | | | | | | | | | | | | | | | | | | | | | | | | | | | | | | | | | | | | | | | | | | | | | | | | | | | | | | | | | | |
| Others (CDT, BTr Docs Stamp, etc.) | | | | | | | | | | | | | | | | | | | | | | | | | | | | | | | | | | | | | | | | | | | | | | | | | | | | | | | | | | | | | | | | | | | | | | | | | | | | | | | | | | | | | | | | | | | | | | | | | | | | | | | | | | | | | | | | | | | | | | | | | | | | | | | | | | | |
| TOTAL | 6,002,850.11 | 2,484,072.22 | | 16,846.43 | 8,503,768.76 | | 370,591.63 | | 203,125 | 573,716.63 | | | | | | | | | | | | | | | | | | | | | | | | | | | | | | | | | | | | | | | | | | | | | | | | | | | | | | | | | | | | | | | | | | | | | | | | | | | | | | | | | | | | | | | | | | | | | | | | | | | | | | | | | | | | | | | | | | | | | | | | | |
| SUMMARY: | | | | | | | | | | | | | | | | | | | | | | | | | | | | | | | | | | | | | | | | | | | | | | | | | | | | | | | | | | | | | | | | | | | | | | | | | | | | | | | | | | | | | | | | | | | | | | | | | | | | | | | | | | | | | | | | | | | | | | | | | | | | | | | | | | | |
| <table border="0" style="width: 100%;"> <tr> <td style="width: 50%;"></td> <td style="text-align: center;"><u>Previous Report (April)</u></td> <td style="text-align: center;"><u>This month (May)</u></td> <td style="text-align: center;"><u>As of Date</u></td> <td style="width: 50%;"></td> <td style="text-align: center;"><u>Previous Report (Feb)</u></td> <td style="text-align: center;"><u>This month (March)</u></td> <td style="text-align: center;"><u>As of Date</u></td> </tr> <tr> <td>Total Disbursement Authorities Received</td> <td></td> <td></td> <td></td> <td>Total Disbursements Program</td> <td></td> <td></td> <td></td> </tr> <tr> <td>NCA</td> <td style="text-align: right;">9,447,000.00</td> <td style="text-align: right;">10,411,000.00</td> <td style="text-align: right;">19,858,000.00</td> <td>Less: * Actual Disbursements</td> <td></td> <td></td> <td></td> </tr> <tr> <td>Working Fund</td> <td></td> <td></td> <td></td> <td>(Over)/Under spending</td> <td></td> <td></td> <td></td> </tr> <tr> <td>TRA</td> <td></td> <td></td> <td></td> <td></td> <td></td> <td></td> <td></td> </tr> <tr> <td>CDC</td> <td></td> <td></td> <td></td> <td></td> <td></td> <td></td> <td></td> </tr> <tr> <td>NCAA</td> <td></td> <td></td> <td></td> <td></td> <td></td> <td></td> <td></td> </tr> <tr> <td>Others (CDT, BTr Docs Stamp, etc.)</td> <td></td> <td></td> <td></td> <td></td> <td></td> <td></td> <td></td> </tr> <tr> <td>Less: Notice of Transfer Allocations (NTA)* issued</td> <td></td> <td></td> <td></td> <td></td> <td></td> <td></td> <td></td> </tr> <tr> <td>Total Disbursements Authorities Available</td> <td style="text-align: right;">9,447,000.00</td> <td style="text-align: right;">10,411,000.00</td> <td style="text-align: right;">19,858,000.00</td> <td></td> <td></td> <td></td> <td></td> </tr> <tr> <td>Less: Lapsed NCA</td> <td></td> <td></td> <td></td> <td></td> <td></td> <td></td> <td></td> </tr> <tr> <td>Disbursements *</td> <td style="text-align: right;">-3,410,111.26</td> <td style="text-align: right;">(8,661,148.93)</td> <td style="text-align: right;">(12,071,260.19)</td> <td></td> <td></td> <td></td> <td></td> </tr> <tr> <td>Balance of Disbursements Authorities as of to date</td> <td style="text-align: right;">6,036,888.74</td> <td style="text-align: right;">1,749,851.07</td> <td style="text-align: right;">7,786,739.81</td> <td></td> <td></td> <td></td> <td></td> </tr> </table> | | | | | | | | | | | | | | | | | | | | | | | | | | | | | <u>Previous Report (April)</u> | <u>This month (May)</u> | <u>As of Date</u> | | <u>Previous Report (Feb)</u> | <u>This month (March)</u> | <u>As of Date</u> | Total Disbursement Authorities Received | | | | Total Disbursements Program | | | | NCA | 9,447,000.00 | 10,411,000.00 | 19,858,000.00 | Less: * Actual Disbursements | | | | Working Fund | | | | (Over)/Under spending | | | | TRA | | | | | | | | CDC | | | | | | | | NCAA | | | | | | | | Others (CDT, BTr Docs Stamp, etc.) | | | | | | | | Less: Notice of Transfer Allocations (NTA)* issued | | | | | | | | Total Disbursements Authorities Available | 9,447,000.00 | 10,411,000.00 | 19,858,000.00 | | | | | Less: Lapsed NCA | | | | | | | | Disbursements * | -3,410,111.26 | (8,661,148.93) | (12,071,260.19) | | | | | Balance of Disbursements Authorities as of to date | 6,036,888.74 | 1,749,851.07 | 7,786,739.81 | | | | |
| | <u>Previous Report (April)</u> | <u>This month (May)</u> | <u>As of Date</u> | | <u>Previous Report (Feb)</u> | <u>This month (March)</u> | <u>As of Date</u> | | | | | | | | | | | | | | | | | | | | | | | | | | | | | | | | | | | | | | | | | | | | | | | | | | | | | | | | | | | | | | | | | | | | | | | | | | | | | | | | | | | | | | | | | | | | | | | | | | | | | | | | | | | | | | | | | | | | | | | | | | | | |
| Total Disbursement Authorities Received | | | | Total Disbursements Program | | | | | | | | | | | | | | | | | | | | | | | | | | | | | | | | | | | | | | | | | | | | | | | | | | | | | | | | | | | | | | | | | | | | | | | | | | | | | | | | | | | | | | | | | | | | | | | | | | | | | | | | | | | | | | | | | | | | | | | | | | | | | | | |
| NCA | 9,447,000.00 | 10,411,000.00 | 19,858,000.00 | Less: * Actual Disbursements | | | | | | | | | | | | | | | | | | | | | | | | | | | | | | | | | | | | | | | | | | | | | | | | | | | | | | | | | | | | | | | | | | | | | | | | | | | | | | | | | | | | | | | | | | | | | | | | | | | | | | | | | | | | | | | | | | | | | | | | | | | | | | | |
| Working Fund | | | | (Over)/Under spending | | | | | | | | | | | | | | | | | | | | | | | | | | | | | | | | | | | | | | | | | | | | | | | | | | | | | | | | | | | | | | | | | | | | | | | | | | | | | | | | | | | | | | | | | | | | | | | | | | | | | | | | | | | | | | | | | | | | | | | | | | | | | | | |
| TRA | | | | | | | | | | | | | | | | | | | | | | | | | | | | | | | | | | | | | | | | | | | | | | | | | | | | | | | | | | | | | | | | | | | | | | | | | | | | | | | | | | | | | | | | | | | | | | | | | | | | | | | | | | | | | | | | | | | | | | | | | | | | | | | | | | | |
| CDC | | | | | | | | | | | | | | | | | | | | | | | | | | | | | | | | | | | | | | | | | | | | | | | | | | | | | | | | | | | | | | | | | | | | | | | | | | | | | | | | | | | | | | | | | | | | | | | | | | | | | | | | | | | | | | | | | | | | | | | | | | | | | | | | | | | |
| NCAA | | | | | | | | | | | | | | | | | | | | | | | | | | | | | | | | | | | | | | | | | | | | | | | | | | | | | | | | | | | | | | | | | | | | | | | | | | | | | | | | | | | | | | | | | | | | | | | | | | | | | | | | | | | | | | | | | | | | | | | | | | | | | | | | | | | |
| Others (CDT, BTr Docs Stamp, etc.) | | | | | | | | | | | | | | | | | | | | | | | | | | | | | | | | | | | | | | | | | | | | | | | | | | | | | | | | | | | | | | | | | | | | | | | | | | | | | | | | | | | | | | | | | | | | | | | | | | | | | | | | | | | | | | | | | | | | | | | | | | | | | | | | | | | |
| Less: Notice of Transfer Allocations (NTA)* issued | | | | | | | | | | | | | | | | | | | | | | | | | | | | | | | | | | | | | | | | | | | | | | | | | | | | | | | | | | | | | | | | | | | | | | | | | | | | | | | | | | | | | | | | | | | | | | | | | | | | | | | | | | | | | | | | | | | | | | | | | | | | | | | | | | | |
| Total Disbursements Authorities Available | 9,447,000.00 | 10,411,000.00 | 19,858,000.00 | | | | | | | | | | | | | | | | | | | | | | | | | | | | | | | | | | | | | | | | | | | | | | | | | | | | | | | | | | | | | | | | | | | | | | | | | | | | | | | | | | | | | | | | | | | | | | | | | | | | | | | | | | | | | | | | | | | | | | | | | | | | | | | | |
| Less: Lapsed NCA | | | | | | | | | | | | | | | | | | | | | | | | | | | | | | | | | | | | | | | | | | | | | | | | | | | | | | | | | | | | | | | | | | | | | | | | | | | | | | | | | | | | | | | | | | | | | | | | | | | | | | | | | | | | | | | | | | | | | | | | | | | | | | | | | | | |
| Disbursements * | -3,410,111.26 | (8,661,148.93) | (12,071,260.19) | | | | | | | | | | | | | | | | | | | | | | | | | | | | | | | | | | | | | | | | | | | | | | | | | | | | | | | | | | | | | | | | | | | | | | | | | | | | | | | | | | | | | | | | | | | | | | | | | | | | | | | | | | | | | | | | | | | | | | | | | | | | | | | | |
| Balance of Disbursements Authorities as of to date | 6,036,888.74 | 1,749,851.07 | 7,786,739.81 | | | | | | | | | | | | | | | | | | | | | | | | | | | | | | | | | | | | | | | | | | | | | | | | | | | | | | | | | | | | | | | | | | | | | | | | | | | | | | | | | | | | | | | | | | | | | | | | | | | | | | | | | | | | | | | | | | | | | | | | | | | | | | | | |
| Notes: The use of NTA is discouraged * Amounts should tally | | | | | | | | | | | | | | | | | | | | | | | | | | | | | | | | | | | | | | | | | | | | | | | | | | | | | | | | | | | | | | | | | | | | | | | | | | | | | | | | | | | | | | | | | | | | | | | | | | | | | | | | | | | | | | | | | | | | | | | | | | | | | | | | | | | |
| Certified Correct:  PERLITA M. RASING Agency Chief Accountant Date: | | | | | | | | | | | | | | Approved By:  RUFINO H. TIVIDAD CIAP - Chief Admin Officer Date: | | | | | | | | | | | | | | | | | | | | | | | | | | | | | | | | | | | | | | | | | | | | | | | | | | | | | | | | | | | | | | | | | | | | | | | | | | | | | | | | | | | | | | | | | | | | | | | | | | | | | | | | | | | | | | | | | | | | | |


MONTHLY REPORT OF DISBURSEMENTS
For the month of June, 2017

Department : DEPARTMENT OF TRADE AND INDUSTRY
 Agency : CONSTRUCTION INDUSTRY AUTHORITY OF THE PHILIPPINES
 Operating Unit :
 Organization Coc : 22 007 00 00000
 Funding Source Code (as clustered) : 01101101
 (e.g. Old Fund Code: 101,102, 151)

| PARTICULARS | CURRENT YEAR BUDGET | | | | | PRIOR YEAR'S ACCOUNTS PAYABLE | | | | | CURRENT YEAR'S ACCOUNTS PAYABLE | | | | | TOTAL | SUB-TOTAL | TRUST LIABILITIES | | | | GRAND TOTAL | | | | | Remarks | | | |
|-------------------------------------|---------------------|--------------|----------|------------|---------------|-------------------------------|------------|----------|----|------------|---------------------------------|------|----------|----|-----------|------------|---------------|-------------------|-----------|----|----|--------------|---------------|----|----|------------|---------------|---|------------------|----|
| | PS | MOOE | Fin. Exp | CO | TOTAL | PS | MOOE | Fin. Exp | CO | Sub-Total | PS | MOOE | Fin. Exp | CO | Sub-Total | | | 17=(11+16) | 18=(8+17) | 19 | 20 | 21 | 22=(19+20+21) | 23 | 24 | 25 | | 26 | 27=(23+24+25+26) | 28 |
| | 1 | 2 | 3 | 4 | 5 | 6=(2+3+4+5) | 7 | 8 | 9 | 10 | 11=(7+8+9+10) | 12 | 13 | 14 | 15 | | | 16=(12+13+14+15) | 17 | 18 | 19 | 20 | 21 | 22 | 23 | 24 | | 25 | 26 | 27 |
| Notice of Cash Allocation (NCA) | | | | 241,550.40 | 6,294,517.84 | | 101,562.50 | | | 101,562.50 | | | | | | 101,562.50 | 6,396,080.34 | | | | | 766,181.78 | 5,388,348.16 | | | 241,550.40 | 6,396,080.34 | e.g. Reasons for over or under spending and the catch-up plan | | |
| MDS Checks Issued | 766,181.78 | 5,286,785.66 | | | 3,990,005.11 | | 583,361.28 | | | 583,361.28 | | | | | | 583,361.28 | 4,573,366.39 | | | | | 2,265,103.62 | 1,724,901.49 | | | 0.00 | 4,573,366.39 | | | |
| Advice to Debit Account | 2,265,103.62 | 1,724,901.49 | | | 641,661.89 | | | | | | | | | | | | 641,661.89 | | | | | 558,792.91 | 82,868.98 | | | | 641,661.89 | | | |
| Working Fund (NCA Issued to BTr) | | | | | | | | | | | | | | | | | | | | | | | | | | | | | | |
| Tax Remittance Advices Issued (TRA) | 558,792.91 | 82,868.98 | | | | | | | | | | | | | | | | | | | | | | | | | | | | |
| Cash Disbursement Ceiling (CDC) | | | | | | | | | | | | | | | | | | | | | | | | | | | | | | |
| Non-Cash Availment Authority (NCAA) | | | | | | | | | | | | | | | | | | | | | | | | | | | | | | |
| Others (CDT, BTr Docs Stamp, etc.) | | | | | | | | | | | | | | | | | | | | | | | | | | | | | | |
| TOTAL | 3,590,078.31 | 7,094,556.13 | | 241,550.40 | 10,926,184.64 | | 684,923.78 | | | 684,923.78 | | | | | | 684,923.78 | 11,611,108.62 | | | | | 3,590,078.31 | 7,779,479.91 | | | 241,550.40 | 11,611,108.62 | | | |

| SUMMARY: | Previous Report (May) | This month (June) | As of Date | Total Disbursements Program | Previous Report (Feb) | This month (March) | As of Date |
|--|-----------------------|-------------------|-----------------|-----------------------------|-----------------------|--------------------|------------|
| Total Disbursement Authorities Received | | | | | | | |
| NCA | 19,858,000.00 | 8,222,000.00 | 28,080,000.00 | | | | |
| Working Fund | | | | | | | |
| TRA | | | | | | | |
| CDC | | | | | | | |
| NCAA | | | | | | | |
| Others (CDT, BTr Docs Stamp, etc.) | | | | | | | |
| Less: Notice of Transfer Allocations (NTA)* issued | | | | | | | |
| Total Disbursements Authorities Available | 19,858,000.00 | 8,222,000.00 | 28,080,000.00 | | | | |
| Less: Lapsed NCA | | | | | | | |
| Disbursements * | -12,071,260.19 | (10,969,446.73) | (23,040,706.92) | | | | |
| Balance of Disbursements Authorities as of date | 7,786,739.81 | (2,747,446.73) | 5,039,293.08 | | | | |

Notes: The use of NTA is discouraged
* Amounts should tally

Certified Correct:

PERLITA M. RASING
Agency Chief Accountant
Date:

Approved By:
RUFINO H. TIVIDAD
CIAP -Chief Admin Officer
Date: